



# Why is **Split** a good destination for your Erasmus?

*Tips & Survival -guide from a fellow Erasmus+student  
by Rebeka*





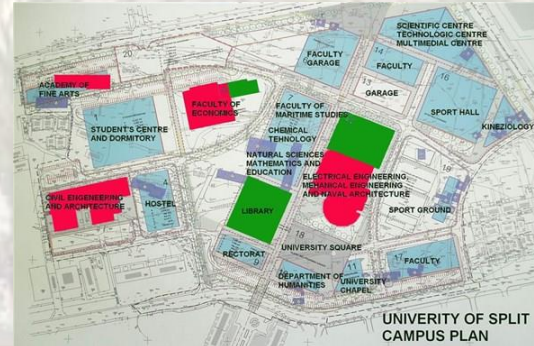
## Basic information about *Split*

- the second-largest city of Croatia and the largest city of the region of Dalmatia - Split is a city with 180 000 inhabitants
- popular tourist destination and a harbour town
- Split is linked by ferry to the Adriatic islands and the Apennine peninsula
- The city was originally built around the Diocletian's Palace





- 
- A large lecture hall with tiered seating, filled with students attending a lecture. The room has a high ceiling with a grid of lights and a large screen at the front.





# The Application –how to apply to enroll in Erasmus program

*If you decided to come to **Split** and experience the Erasmus life here, you have to follow the following steps to have a succesful application and admisson to the university*

1.Firstly you have to be nominated by your home-university to the following email: erasmus@unist.hr

Nomination **needs to include the following data:** -full name, email-address, semester of planned mobility, study field, level of studies (Ba, Ma, etc.)

2.If you're a selected student from your university, you need to prepare the following documents: Erasmus Student Application Form, Learning Agreement, Transcript of Records issued by their home university, Accommodation form (if you wish to live in the student dorm), Copy of valid ID or passport

for all the needed documents please visit the university's webpage:

<http://eng.unist.hr/InternationalRelations/ERASMUS/CoopwithProgrammeCountriesErasmusKA103/IncomingStudents/ApplicationProcedure/tabid/1451/Default.aspx>

3.Once you have all the documents in place, a **scanned copy of each** need to be sent to the e-mail address: [erasmus@unist.hr](mailto:erasmus@unist.hr) (please don't forget to take all of the original documets with you as well)

Application period: winter semester: 1 April – **1 June**

summer semester:1 September – **1 November**

4.If the you are accepted, International Relations Office will send an Acceptance Letter and confirmed Learning Agreement to the student and to the student's home university.

# Looking for **accommodation**-how to find your future home

*If you're going to study in Split you have 2 options to choose from in connection with accommodation: you can stay in one of the **university's dormes**, or you can find a **private accommodation** - of course both options have their advantages and disadvantages, so it's up to you which one you prefer*

**1. Student dormitory** – Students in Split can choose from 2 dorms – dorm Spinut and Student dorm Campus (please note, that **the number of rooms at the Student dormitories is limited**) -Application form and more information about the dorm are available online :

<http://eng.unist.hr/InternationalRelations/ERASMUS/CoopwithProgrammeCountriesErasmusKA103/IncomingStudents/Accommodation/tabid/1454/Default.aspx>

**2. Private accommodation** -for those who could not get a place in the dorm or prefer to live in an apartment, private accommodations are available

**to make sure to have a place for you when you arrive, start to look for accommodation as soon as you can!!**

Each semester ESN Split has a Facebook group for incoming students, where you can also look for apartment/roommate. Besides that, there are several websites where you can look for your future home, among them one of the biggest is [www.njuskalo.hr](http://www.njuskalo.hr) but it is also worth to check possibilities on [www.airbnb.com](http://www.airbnb.com) and contact the owners directly there.





# Arriving to Split

*Before coming to Split there are some important steps you shouldn't miss*

**1.Check all your documents-** valid passport, ID, all the important Erasmus papers (the original ones as well) should be with you

**2.VISA** –if you are not from an EU-country, Iceland, Liechtenstein, Norway or Switzerland, you have to apply for a Visa to be able to come and stay in Croatia (more information [here](#))

**3.OIB Number and residence permit-** according to Croatian law, if you are planning to stay more than 90 days in Croatia you have to apply for temporary residence . To do that, you firstly need to get the OIB number which will be your Croatian tax number for life-time, so if you ever come back to Croatia, for studies or to do business, you can always use that number ( application form and more info [here](#)) Once you have your OIB , you need to go to the Police station with the copy of your ID & acceptance letter and apply for temporary residence permit)

**4. EU Insurance card :** Health care services can be accessed with valid **European Health Insurance card**. However, please note that if you're not an EU-student you need to be fully insured against illness, accidents, death and civil liability for the whole duration of the stay in Croatia



# What to pack

—one of the biggest difficulties before your foreign adventure is to pack all of your important belongings for the upcoming semester (or 2)



**1.Appropriate clothing:** Split has mediterranean weather, so it's possible that after your arrival you will directly go to the beach and enjoy the sunshine, but don't leave your warmer clothes at home neither, winters can be cold. Sunglasses and swimsuit are of course essential!

**2. Flag , local food, spices, drinks of your country**-if you have the opportunity take things which are from your country, there are many events (flag party, international dinner) where they can be useful



**3. Backpack** – what could be better than a weekend getaway with your new Erasmus besties? Make sure to have a comfortable backpack that you can use during all the trips.

**4.Camera** – polaroid, DSLR or compact; doesn't matter, if you have a camera at home make sure to bring it, you will have many opportunities to capture the great moments.



**5.Electronic devices and appropriate chargers** –if your country's charger is different than the one that people use in Croatia, make sure to get an adapter for it

**6. Journal/ diary** – what would be the best way to remember to your Erasmus? Of course to write about it! You can collect also tickets and pictures and later glue them into your 'Erasmus-Bible'

**7.Room-decor** – print out a few photos of your favourite pictures from family and friends and it will instantly make your home cosier

**+1 :** <http://thestudyabroadblog.com/study-abroad-packing-list-2-2/> -check out this website for some good ideas and packing tips!





# Life in Split — public transport, places to visit and must-see attractions

*Mooving to a new city is always exciting. To discover Split I think the best way is to go by walk and explore all the narrow streets of the old-city. But of course Split has a public transport, in the form of buses- <http://www.promet-split.hr/>*

## Must-see places in Split:

- old town, Diocletian palace and Bell tower
- monument of Gregory of Nin (touch the golden finger and it brings you luck)
- Marjan hill
- Riva - Mormontova ulica and the local fish market
- Ivan Meštrović Gallery
- Sustipan park
- Beaches: (Bačvice, Firul, Žnjan) - Port of Split





Near Split there are many great places to visit for a day-trip: for example **Trogir**, **Omiš**, or the **Klis Fortress** are both within 35 minutes by bus from the city center.



Trogir





Omiš



KLIS  
FORTRESS

Klis







**ESN Split-** *a student organization for incoming students. Its mission is to help international students in Split to integrate into Croatian culture and to help them with language and social life.*

Living in a different country far from your friends and family can be difficult, many students experience culture shock when they move to a new place.

The best way to make yourself comfortable in this new chapter of your life is to meet new people and get to know the new country's culture. **ESN SPLIT tries to help from the beginning** with organizing several programs, events and trips during the whole semester. Among the first events is **Welcome Week with Welcome Day**, where you have the opportunity to get to know the school and the fellow Erasmus students better.

**Buddy System-** ESN Split provides the buddy system where incoming student can have a 'helper'. Your local buddy will be an ESN member who will help you basically with everything from the beginning. To apply for the buddy system check:

<http://eng.unist.hr/InternationalRelations/ERASMUS/CoopwithProgrammeCountriesErasmusKA103/IncomingStudents/ESN/tabid/1421/Default.aspx>



# Croatian language and culture

The best way to feel home in a foreign country is to try to learn as much about their culture as possible. Also, people in a foreign country usually appreciate if you try to speak their language. –Fortunately, **University of Split provides Croatian language and culture lessons for incoming Erasmus students.**



Let's see a few useful expressions and phrases in Croatian:

- |   |   |
|---|---|
| -Hello, Hey, bye: <b>Bok!/Bog!</b>            | - I'm called.....: <b>Zovem se.....</b>   |
| -Good day/ Good afternoon : <b>Dobar dan!</b> | - Please: <b>Molim</b>                    |
| -Good morning: <b>Dobro Jutro!</b>            | -Yes : <b>Da</b>                          |
| -Good evening: <b>Dobra večer!</b>            | -No- <b>Ne</b>                            |
| -Goodbye: <b>Do viđenja!</b>                  | -I don't understand: <b>Ne razumijem.</b> |
| -Thank you!- <b>Hvala!</b>                    |   |

*See you in Split!*

